



YOUR VISION
IN A BETTER LIGHT

PROFESSIONAL LED LIGHTING

THE PIONEER OF LED LIGHTING

STILL LEADING THE WAY...

From a broadcast studio at CNN to the announcer's booth at the Super Bowl, and on thousands of television and motion picture sets worldwide, Litepanels is the illumination of choice. Our Emmy® award-winning LED lights have become the new standard in professional lighting equipment, and our ever-expanding line of products is the go-to for broadcasters, cinematographers, videographers and still photographers everywhere. The Litepanels range of LED lighting is the largest in the industry, spanning from battery operated on-camera lights, through groundbreaking LED 1x1 panels, to high-output Fresnel and open source lighting.

Litepanels' LED lighting offers a win-win solution by improving the aesthetic quality of your lighting source, while providing a host of practical advantages. Our LED products are easy to use, environmentally friendly, energy efficient, and provide a tremendous cost advantage. With demonstrable energy, facility and labor savings, Litepanels products have been proven to generate a return on investment (ROI), typically in 3 years or less.

THE LITEPANELS DIFFERENCE

- Full spectrum quality soft light, with visually accurate color temperature and high CRI/TLCI
 - The widest variety of LED lighting available, with flexible AC or DC power options
 - Smooth dimming from 100% to 0%, with no noticeable color shift
 - Flicker-free performance at any frame rate or shutter angle
 - Controlled current management for long LED life
 - Cool to the touch-thermal management
 - Developed and engineered in Los Angeles, CA
-

CONTENTS

02 Fresnels

06 Panels

13 Broadcast Studio Lighting

15 On-Camera

16 Lighting Kits

18 Photometrics




20 Specifications



SOLA 12

906-3001	12" Fresnel Daylight LED Fixture with Mounting Yoke, Barndoors, Power Supply, US & EU Cord	
900-6235	Gel Set (5-piece) with Carrying Bag (Full CTO, 1/2 CTO, 1/4 CTO, 1/8 CTO, Opal Frost Diffusion)	
900-6252	Fixture Cover for Sola 12	







SOLA 9

906-5001	9" Fresnel Daylight LED Fixture with Mounting Yoke, Barndoors, Power Supply, US & EU Cord	
900-6513	Gel Set (5-piece) with Carrying Bag (Full CTO, 1/2 CTO, 1/4 CTO, 1/8 CTO, Opal Frost Diffusion)	
900-6518	Fixture cover for Sola 9	

SOLA 6C

906-2004	6" Fresnel Daylight LED Fixture with Mounting Yoke, Barndoors, Power Supply, US & EU Cord	
900-6201	Gel Set (5-piece) with Carrying Bag (Full CTO, 1/2 CTO, 1/4 CTO, 1/8 CTO, Opal Frost Diffusion)	
900-6222	Fixture Cover for Sola 6	
900-0024	P-Tap to 3-Pin XLR Cable	
8375-0176	QRC-LG (Anton/Bauer Gold Mount® Battery Stand Mount)	

SOLA 4 - 3-LIGHT KIT AVAILABLE ON PAGE 17

906-4004	4" Fresnel Daylight LED Fixture with Mounting Yoke, Barndoors, Power Supply, US & EU Cord	
900-6225	Gel Set (5-piece) with Carrying Bag (Full CTO, 1/2 CTO, 1/4 CTO, 1/8 CTO, Opal Frost Diffusion)	
900-6215	Fixture Cover for Sola 4	
8075-0135	PowerTap 36 XLR (Anton/Bauer® 4 pin XLR - 2Pin D-tap)	
8075-0010	PowerTap Extension (Anton/Bauer® 7ft D-Tap Ext)	
8375-0176	QRC-LG (Anton/Bauer®) Gold Mount®	

THE FIRST AND THE BEST DAYLIGHT BALANCED LED FRESNELS

The Requirement: Fully dimmable, daylight balanced lighting without heavy ballasts or cabling.

The Solution: Sola Series™ daylight balanced LED Fresnels.


The Sola Series™, Litepanels' industry leading collection of daylight balanced LED Fresnels, is the most complete family of LED Fresnels available. These lights have been designed from the ground up to deliver optimized LED operation while remaining instantly familiar to lighting designers and professionals. The Sola Series comes in a variety of sizes and outputs, ranging from the studio sized Sola 12 to the portable Sola ENG. Many of the line's lights can be powered by professional camera batteries like Anton/Bauer® for easy use on location. The small power draw and low heat emission of the Sola Series can lead to a quick ROI for studios looking to curtail costs without sacrificing quality.

The Sola Series LED Fresnels provide a powerful, high quality, collimated beam of full spectrum, high CRI light that looks great with today's digital cameras. They are the ideal combination of classic Fresnels characteristics and all the advantages of Litepanels' patented LED technology.


ADVANTAGES

- AC or DC – Provides versatility in and out of the studio
- Daylight balanced lighting matches exterior sources and complements modern image sensors
- Sola 12, 9, 6 and 4 include a proprietary DMX module, allowing for both remote dimming and remote focusing
- Robust, lightweight composite housing means 1/3 the weight of HMI Fresnels
- No noticeable heat generation, allowing for greatly reduced HVAC costs

SOLA ENG - 3-LIGHT KIT AVAILABLE ON PAGE 16

906-1002	3" Fresnel Daylight LED On-Camera Fixture with 2-Pin D-Tap Cable, 2-way Barndoors, Ball Head Shoe Mount, TVMP Adapter, 1/4-20 Adapter, Gel Set (3-piece-Full CTO, 1/4 CTO & Diffusion), Power Supply & Cord & Carrying Case	
----------	---	---

CALIBER - 3-LIGHT KIT AVAILABLE ON PAGE 16

909-1002	2" Fresnel Daylight LED with JOBY Flexible GorillaPod, Gel Set, Barndoors, Gel Ring AC Adapter with Intl Plug set	
----------	---	---



SOLA SERIES™






INCA SERIES™






INCA 12

906-3003	12" Fresnel Tungsten LED Fixture with Mounting Yoke, Barndoors, Power Supply, US & EU Cord	
900-6236	Gel Set (5-piece) with Carrying Bag (Full CTB, 1/2 CTB, 1/4 CTB, 1/8 CTB, Opal Frost Diffusion)	
900-6252	Fixture Cover for Inca 12	







INCA 9

906-5003	9" Fresnel Tungsten LED Fixture with Mounting Yoke, Barndoors, Power Supply, US & EU Cord	
900-6514	Gel Set (5-piece) with Carrying Bag (Full CTB, 1/2 CTB, 1/4 CTB, 1/8 CTB, Opal Frost Diffusion)	
900-6518	Fixture Cover for Inca 9	

INCA 6

906-2003	6" Fresnel Tungsten LED Fixture with Mounting Yoke, Barndoors, Power Supply, US & EU Cord	
900-6208	Gel Set (5-piece) with Carrying Bag (Full CTB, 1/2 CTB, 1/4 CTB, 1/8 CTB, Opal Frost Diffusion)	
900-6222	Fixture Cover for Inca 6	
900-0024	P-Tap to 3-Pin XLR Cable	
8375-0176	QRC-LG (Anton/Bauer Gold Mount® Battery Stand Mount)	

INCA 4

906-4003	4" Fresnel Tungsten LED Fixture with Mounting Yoke, Barndoors, Power Supply, US & EU Cord	
900-6226	Gel Set (5-piece) with Carrying Bag (Full CTB, 1/2 CTB, 1/4 CTB, 1/8 CTB, Opal Frost Diffusion)	
900-6215	Fixture Cover for Inca 4	
8075-0135	PowerTap 36 XLR (Anton/Bauer® 4 pin XLR - 2Pin D-tap)	
8075-0010	PowerTap Extension (Anton/Bauer® 7ft D-Tap Ext)	
8375-0176	QRC-LG (Anton/Bauer Gold Mount® Battery Stand Mount)	



TUNGSTEN BALANCED FRESNELS

MIX AND MATCH STUDIO LIGHTING

The Requirement: Realize the ROI benefits of LED studio lighting without requiring a daylight conversion
The Solution: Inca Series™ Tungsten balanced LED Fresnels

The Litepanels Inca Series™ provides a full suite of Tungsten balanced LED fresnel to meet the needs of studios looking for an energy efficient, full spectrum alternative. The color temperature of the Inca Series is designed to match existing incandescent Fresnels, so they can easily be incorporated into a Tungsten lit studio for a staged conversion to LED or installed for side-by-side use in the studio or on location.

Litepanels LED Fresnels offer a strong ROI, while maintaining the familiar color balance and quality that many lighting directors prefer.

Their low power consumption and reduced HVAC requirements dramatically reduce power and air conditioning costs, while their long life LEDs, with no associated bulb replacement costs, assures that the savings will continue for years to come.

ADVANTAGES

- AC or DC – Provides versatility in and out of the studio
- Tungsten color matches legacy incandescent lighting
- Includes a proprietary DMX module, allowing for both remote dimming and remote focusing
- Energy efficiency means more than 80% energy savings over comparable Tungsten Fresnels
- Robust, lightweight composite housing means 1/3 the weight of Tungsten Fresnels
- No noticeable heat generation, allowing for greatly reduced HVAC costs

HILIO D12 & T12

907-2001	Hilio D12 High Output Daylight LED Light Fixture with Mounting Yoke, Power Supply, US & EU Cord	
900-7311	Hilio D12 CTO Gel Set (5-piece) with Carrying Bag (Full CTO, 1/2 CTO, 1/4 CTO, 1/8 CTO, Half White Diffusion)	
907-2003	Hilio T12 High Output Daylight LED Light Fixture with Mounting Yoke, Power Supply, US & EU Cord	
900-7312	Hilio T12 CTB Gel Set (5-piece) with Carrying Bag (Full CTB, 1/2 CTB, 1/4 CTB, 1/8 CTB, Half White Diffusion)	
900-7313	Nanoptic Lens Set with Carrying Bag (Narrow Spot (NSP) Lens, Medium Flood (MFL) Lens, Wide Flood Horizontal (WFL-H) Lens and Wide Flood Vertical (WFL-V))	
900-7318	Power Supply Floor Stand/Hanging Bracket	
900-7317	Extension Cable (power supply to fixture)	
900-7321	Oversized Snapbag Softbox with Diffusion	
900-7013	Snapgrid Eggcrate for oversized Snapbag Softbox	
900-7012	Cloth Set - 3 Front Diffusers (1/4, 1/2, Full Gridcloth)	

HIGH OUTPUT PANELS

FLEXIBILITY OF OPEN SOURCE LIGHTING

Litepanels Hilio™ D12 (daylight balanced) and T12 (Tungsten balanced) High-Output panels deliver the best of both worlds, combining the flexibility of an open source lighting with all the benefits of Litepanels' proprietary LED designs. These innovative panels emit a raw, narrow beam that provides the high intensity you need for long throws. With an array of optional accessories, this intensity can be harnessed and shaped to light an exterior, wash a set with soft light, or illuminate a cyc wall or green screen.

There's no need for heavy ballast or cabling, and the environmentally friendly and energy efficient Hilio D12/T12 panels draw only 350 watts of electricity, while delivering the output of a 2K Tungsten Par or 575W HMI Par.

ADVANTAGES

- The Snapbag Softbox converts the Hilio's high intensity into a soft flattering wrap around light and makes it into a large complimentary source
- Our unique Nanoptic™ Lenses convert the powerful open source into a broad directional fill, delivering flexibility for almost any application
- Panels have a microprocessor-operated, active cooling system that automatically adjusts to the ambient temperature
- Flicker-free at any frame rate or shutter angle
- Ultra-smooth dimming from 100% to 0%, with no noticeable color shift throughout the entire range
- Integrated DMX module, with RJ45 Ethernet connections for remote dimming control with any standard DMX512 protocol device
- Removable, external power supply with convenient mounting bracket



Hilio D12™ & Hilio T12™



Astra Bi-Color



Astra Soft Bi-Color

ASTRA 1X1™ FAMILY OF LED PANELS

CONTINUING TO LEAD THE LED REVOLUTION

The ASTRA 1x1™ family builds on the legacy of our original 1x1 panel. This innovative technology was years in the making, and every design element in our next generation panel was meticulously crafted. Following the Litepanel's tradition of a one square foot form factor, the ASTRA 1x1 is designed with select premium quality, high CRI, surface mount LEDs and paired with custom-designed optics. These tightly-binned LEDs and fine-tuned optics provide the ASTRA 1x1 with superior color reproduction and a light output that is up to four times brighter than traditional LED panels. The higher intensity results in a longer throw and a wider effective beam spread, allowing the panel to compete with strong exterior light sources or illuminate a large area effectively with just a single panel.

ADVANTAGES

- High CRI LEDs consistently deliver accurate color temperatures and visually pleasing color reproduction
 - Ultra-smooth dimming from 100% to 0%, and flicker-free at any frame rate or shutter angle
 - User-selectable, passive and active cooling modes ensure efficient thermal management (Not available in E or EP series)
 - Modular-based system includes an external power supply, and DC operation with optional yoke mounted Gold Mount® or V-Mount battery plates
 - Optional communications module allows the brightness, color temperature and cooling mode to be controlled via DMX512 protocol or wirelessly via Bluetooth
 - Features include easily identifiable and ergonomic manual controls and a curved yoke design with a wide tilt range
-

NEXT GENERATION OF LED PANELS

SOFT New



Bi-Color
935-5001



The newest addition to the Astra Family of LED panels, the Astra Soft Bi-Color provides high quality soft wrap around light in the renowned Astra 1x1 design and form factor. Without the need for a softbox, this new panel gives shooters a quality of light that's perfect for lighting talent and for seamlessly matching Tungsten light on set.

- Up to 89 footcandles at 5ft / 1.5 meters
- Comparable output to a 750W soft light
- Max power draw of 110w

1X1



Daylight
935-1001



Bi-Color
935-1003



Tungsten
935-1002

Incorporating the latest in LED technology the Standard Astra series is available in Daylight, Tungsten and Bi-Color models that are up to four times brighter than the original 1x1. The standard Astra series is great when you need to dial up a lot of intensity and perfect for filling in faces when shooting on location outdoors in the sun.

- Up to 538 Footcandles at 5ft / 1.5 meters
- Comparable output to a 2000W soft light
- Max power draw of 110w

EP SERIES



EP Daylight
935-2001



EP Bi-Color
935-2003

The Astra EP series with its midrange intensity level provides the same light quality as the rest of the family, however, is two times brighter than the original 1x1. Available in either Daylight or Bi-Color models, the EP series LED panels are a versatile light that is great for a variety of lighting situations.

- Up to 291 Footcandles at 5ft / 1.5 meters
- Comparable output to a 1000W soft light
- Max power draw of 55w

E SERIES



E Daylight
935-4001



E Bi-Color
935-4003

The Astra E Series, with its entry level pricing, does not compromise on quality of light. Using the same LED technology as the rest of the Astra family, the E series provides full spectrum color and the output is equivalent to the original 1x1. Available in either Daylight or Bi-Color models the E series LED panels are perfect when shooting indoors and not as much output is needed.

- Up to 155 Footcandles at 5ft / 1.5 meters
- Comparable output to a 500W soft light
- Max power draw of 30w

LIGHT SHAPING AND DIFFUSION

900-3520	Adapter Frame (to be used with Honeycomb Grids and Barndoors)	
900-3017 900-3018 900-3019 900-3020	Honeycomb Grid - 30° Honeycomb Grid - 45° Honeycomb Grid - 60° Honeycomb Grid - 90°	
900-3021	4-way Barndoors	
900-0032	Snapbag Softbox	
900-0027	Cloth Set - 3 Front Diffusers (1/4, 1/2, Full Gridcloth)	
900-0028	40° Snap Grid	
900-3503	Gel Set (5-piece) with Carrying Bag (Full CTO, 1/2 CTO, 1/4 CTO, 1/8 CTO, Opal Frost Diffusion)	
900-3504	Gel Set (5-piece) with Carrying Bag (Full CTB, 1/2 CTB, 1/4 CTB, 1/8 CTB, Opal Frost Diffusion)	
900-3505	Astra 1x1 Individual Gel - Opal Frost Diffusion	
900-3506	Nanoptic Lens Set with Carrying Bag (Narrow Spot (NSP) Lens, Medium Flood (MFL) Lens, Wide Flood Horizontal (WFL-H) Lens and Wide Flood Vertical (WFL-V)	

MOBILE POWER AND LIGHTING CONTROL

900-3501	RJ45 DMX Module	
900-0006	RJ45-5Pin XLR Conversion Cable	
900-3502	5-Pin XLR DMX Module	
900-3519	Bluetooth Communications Module	
900-3507	Astra 1x1 Gold Mount® Battery Plate with Cable	
900-3508	Astra 1x1 V-Mount Battery Plate with Cable	
900-0024	D-Tap to 3-Pin XLR Cable	

SOFT BAGS AND PELICAN HARD CASES

900-3521	Astra One Light Carrying Case
900-3522	Astra 2-Light Carrying Case
900-3041	Astra 3-Light Pelican Case with Custom Foam
900-3042	Astra 2-Light Pelican Case with Custom Foam
900-3509	Fixture Cover for Astra 1x1

SMARTLITE APP™



Litepanels' SmartLite is an app that gives shooters total control of their lighting. Utilizing the latest in Bluetooth SMART wireless technology, the SmartLite app provides complete control of your lighting with the ability to adjust the intensity and color temperature of a single light or multiple lights and allows you to group lights together and even rename them for easy identification and personalization.





- Daylight MLL1500-D
- Bi-Color MLL1300-BI

3-Light Kit available on pg 17

CONTROLLABLE LIGHTING FOR BEAUTIFUL IMAGES

LYKOS™ Daylight and Bi-Color are the newest and most powerful in LED lighting technology. Compact in design and lightweight, they offer the best portable solution for the photographer and videographer. LYKOS LED panels include an AC adaptor, ball head and gel filters and/or diffuser. Maximize the potential from the LYKOS LED range and use in combination with the LYKOS LED softbox for superior diffusion. LYKOS LED panels are fully compatible with Manfrotto Digital

Director when used with the LYKOS Bluetooth® Dongle. Download the Apple Litepanels SmartLite app to enable full control of one or more panels in combination with the LYKOS Bluetooth® Dongle.

ADVANTAGES

- Premium selected high CRI/TLCI rated surface mounted LEDs
- Custom designed optics
- Compact fixture with rugged, lightweight composite housing
- Draws only 9W, and is comparable to a 40W HMI or 90W Tungsten fixture
- Powered by included Sony L Series battery plate (battery not included), AC adapter or optional Camera Battery D-Tap Cable

OPTIONAL ACCESSORIES



- Lykos Bluetooth® Dongle (MLLBTDONGLE)



- D-Tap Cable (900-6104)



- Softbox (LYKOS SOFTBOX / MLSBOXL)

LYKOS™

STUDIO LIGHTING

THAT PAYS FOR ITSELF

WHY UPGRADE THE STUDIO LIGHTING?

Next to labor costs, a television station's electrical utility bill is one of its largest operating expenses. Much of that electricity is consumed by studio lighting and cooling.

Television studios have long relied on inefficient Tungsten halogen lighting, which only produces a small amount of light from the energy it consumes and creates intense heat from the energy that is wasted.

Total Watts Used

BEFORE Litepanels: 27,000 Watts

AFTER Litepanels: 1,700 Watts

Litepanels SAVINGS: 94% ROI: 2.7 years

Total Annual CO₂ Carbon Footprint Emissions:



BEFORE Litepanels: 102,211 lbs. (46,362kg)

AFTER Litepanels: 6,406 lbs. (2,906kg)

Litepanels CO₂ REDUCTION: 93%

Typical conventionally lit studio

Power requirement: 20,000-45,000 Watts

Typical Litepanels lit Studio

Power requirement: 2,000 Watts



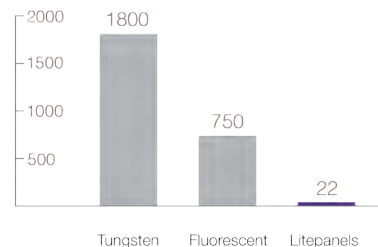
KARE-TV

HOW LONG DOES IT TAKE TO RECOUP THE INVESTMENT?

The difference in efficiency between Litepanels LED lighting and legacy lighting equipment is so great that the ROI is obvious. Between the power saved by the lights themselves and the reduction in energy going for studio air conditioning, Litepanels fixtures can easily pay for themselves in less than 3 years when they replace old-fashioned incandescents.

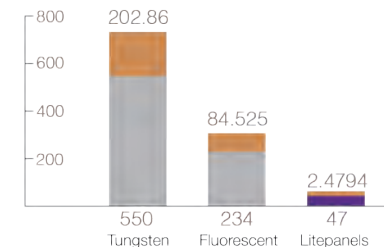
Cooler Running

Heat Generated (British Thermal Unit)








Requires Less Air Conditioning

■ Cooling Watts (Air Conditioning)
■ Consumption Watts





FULL SPECTRUM LIGHTING IN ANY WEATHER CONDITION

BRICK BI-COLOR

915-1003	Brick Bi-Color	
910-0001	Brick One Light Kit	
900-1501	AC Power Supply Includes US & EU Power Cable	
900-1504	60° Honeycomb Frame	
900-1505	Soft Diffusion Frame	

OPTIONAL ACCESSORIES

8375-0176	QRC-LG (Anton/Bauer Gold Mount® Battery Stand Mount)	
8075-0010	D-Tap Extension Cable	

The Litepanels Brick™ builds on the legacy of the original MiniPlus which revolutionized the lighting industry. Now more robust, Bi-Color and IP-65 rated, the Brick is the perfect on-or-off camera solution for ENG camera operators, or cinematographers on the go or needing full-spectrum lighting during any type of unpredictable weather conditions. The Brick Bi-Color is dust tight so it can be used while shooting in the sand dunes of the desert and it offers protection against water so it can be taken out in coverage of a tropical storm.

ADVANTAGES

- Output is up to 4X brighter than the original MiniPlus
- High performance LEDs with custom paired optics
- Superior color reproduction
 - CRI / TLCI: Daylight 95 Tungsten 98
- IP65 rated - Dust tight and withstands water projected from any direction
- Rugged aluminum chassis design for efficient thermal management and durable construction



BRICK BI-COLOR™

SPECTRA 2 (MLSPECTRA2)



MICROPRO 2 (MLMICROPRO2)



CROMA 2 (MLCROMA2)



PROFESSIONAL LIGHTING HAS NEVER BEEN SO PORTABLE

The most compact LED panel in the professional range, Spectra2 features the state-of-the-art Daylight Balanced LED Surface Mount Technology which guarantees images with perfect color rendition and improved efficiency. Compact and portable, it is perfect for on and off camera.

Powerful and compact, the MICROPRO2 features the newest Daylight balanced LED

Surface Mount Technology which guarantees images with perfect color rendition. The LED panel embeds innovative lenses which have been designed specifically to achieve improved optical efficiency. Compact yet powerful, it can be used both on camera and off.

Powerful and compact, the CROMA2 features the newest LED Surface Mount Technology, which guarantees images with perfect color rendition. The LED panel embeds innovative lenses, which have been designed to achieve improved optical efficiency. Compact and powerful, it can be used both on camera and off. Color temperature can be adjusted from Daylight to Tungsten, making CROMA2 the perfect versatile LED panel to match the existing ambient lighting.

ADVANTAGES

- High light output in a compact form factor
- Increased output when powered via AA batteries or AC adapter
- Rugged, lightweight composite housing
- Mounts on camcorders, DSLR cameras, stands, or handheld
- Multiple powering options AA, AC power or D-Tap Cable (900-6104)

SPECTRA 2™ / MICROPRO 2™ / CROMA 2™

SEE LOCATIONS IN A BETTER LIGHT

BRICK ONE LIGHT KIT™ 910-0001

A compact and powerful variable color LED light kit that can withstand the elements

Brick One Light Kit Includes:

- (1) Brick Bi-Color LED
- (1) 100-240 AC power supply
- (1) 60° Honeycomb Frame
- (1) Diffusion Frame
- (1) Manfrotto Micro 244 Friction Arm
- (1) Half White Diffusion Gel
- (1) TVMP Stand Adapter with T-handle
- (1) Hard Case with Custom Polyethylene Foam (made of recycled material)



CALIBER 3-LIGHT KIT™ 909-1001

Delivering the power of LED Fresnels to today's mobile user

Caliber 3-Light Kit Includes:

- (3) Caliber Fresnel Fixtures
- (3) JOBY® GorillaPods
- (3) Gel Sets
- (3) Color Frames
- (3) 4-Way Barndoors
- (1) Compact Light Stand
- (1) Stand Adapter
- (1) Ball Head Shoe Mount
- (3) International Power Supplies
- (1) Soft Case with Customizable Interior Compartments



SOLA ENG FLIGHT KIT™ 906-1030

Complete LED Fresnel lighting kit in an FAA carry-on size

Sola ENG Flight Kit Includes:

- (3) Sola ENG Fixtures
- (3) Gel Kits (3-piece)
- (3) Ball Head Shoe Mounts
- (3) TVMP Stand Adapters with T-Handle
- (3) 2-way Barndoors
- (3) Power Supplies & Cords
- (3) 2-pin D-Tap Cables
- (3) Compact Stands
- (1) Pelican 1510 Case with Custom Foam (made of recycled material)
- (1) Softbox & Diffusion



SOLA 4 TRAVELER KIT™ 906-4030

Designed specifically to accommodate the needs of shooters and productions on the go

The Sola 4 Traveler Kit includes:

- (3) Sola 4 LED Fresnels
- (3) 4-Way Barndoors
- (3) Kit Stands
- (3) AC Power Supplies & US and EU Cords
- (1) Trolley-style Hard Case with Custom Foam



LYKOS BI-COLOR FLIGHT KIT™ 935-3100

Full Spectrum LED lighting in a compact, lightweight kit that's perfect for travel

The Lykos Flight Kit includes:

- (3) Lykos Bi-Color Panels
- (3) Diffusion
- (3) Ball Mounts
- (3) Manfrotto Nano Stands
- (3) AC Adapters
- (3) US, EU, AUS Italian AC Power Cords
- (1) Softbox
- (1) Pelican 1510 case with Custom Foam (made of recycled material)

LYKOS BI-COLOR FLIGHT KIT WITH BATTERY BUNDLE™ 935-3101

Includes all the above plus the following:

- (3) Anton Bauer L-series Batteries
- (3) Anton/Bauer® L-series Single Position Chargers



ASTRA TRAVELER DUO KIT™

This compact 2-light kit has everything you need to light on-camera stand ups or a small location

Astra Traveler Duo Kit Includes:

- (2) Astra 1x1 Bi-Color (option of EP or standard)
- (2) Compact Stands
- (2) 100-240 AC Power Supplies
- (2) US & EU AC Power Cords
- (2) Anton/Bauer® Battery Brackets (option of V or Gold Mount®)
- (2) 3pin XLR to Ptap Power Cables
- (1) Pelican Storm iM2750 Case with Custom Foam (made of recycled material)

Bi-Color
935-3008 Gold Mount®
935-3001 V-Mount

EP Bi-Color
935-3010 Gold Mount®
935-3003 V-Mount



ASTRA TRAVELER TRIO KIT™

This flexible 3-light kit is perfect for traditional interview set-ups or to illuminate locations with three variable color fixtures

Astra Traveler Trio Kit Includes:
(Option of EP or Standard)

- (3) Astra 1x1 Bi-Color
- (3) Kit Stands
- (3) 100-240 AC Power Supplies
- (3) US & EU AC Power Cords
- (3) Anton/Bauer® (option of V or Gold Mount®) Battery Brackets
- (3) 3pin XLR to Ptap Power Cables
- (1) Pelican Storm iM3075 Case with Custom Foam (made of recycled material)







Bi-Color
935-3007 Gold Mount®
935-3002 V-Mount







EP Bi-Color
935-3009 Gold Mount®
935-3005 V-Mount



PHOTOMETRICS

FRESNEL SERIES

SOLA 12				SOLA 9				SOLA 6 C						
Distance	5 ft. [1.5m]	10 ft. [3.0m]	15 ft. [4.6m]	Distance	5 ft. [1.5m]	10 ft. [3.0m]	15 ft. [4.6m]	Distance	5 ft. [1.5m]	10 ft. [3.0m]	15 ft. [4.6m]			
SPOT BEAM ANGLE = 15°				SPOT BEAM ANGLE = 14°				SPOT BEAM ANGLE = 16°						
	Beam Diameter	1.3 ft. [0.4m]	2.6 ft. [0.8m]	3.9 ft. [1.2m]		Beam Diameter	1.2 ft. [0.37m]	2.4 ft. [0.74m]	3.6 ft. [1.1m]		Beam Diameter	1.4 ft. [0.4m]	2.9 ft. [0.9m]	4.3 ft. [1.3m]
	Footcandles [Lux]	5294 fc [56984 lx]	1324 fc [14246 lx]	588 fc [6332 lx]		Footcandles [Lux]	3124 fc [33628 lx]	781 fc [8407 lx]	347 fc [3736 lx]		Footcandles [Lux]	1454 fc [15650 lx]	364 fc [3912 lx]	162 fc [1739 lx]
	Field Diameter	2.0 ft. [0.6m]	4.0 ft. [1.2m]	5.9 ft. [1.8m]		Field Diameter	2.2 ft. [0.67m]	4.4 ft. [1.34m]	6.6 ft. [2.0m]		Field Diameter	2.4 ft. [0.7m]	4.8 ft. [1.5m]	7.5 ft. [2.2m]
FLOOD BEAM ANGLE = 54°				FLOOD BEAM ANGLE = 53°				FLOOD BEAM ANGLE = 71°						
	Beam Diameter	5.1 ft. [1.6m]	10.3 ft. [3.1m]	15.4 ft. [4.7m]		Beam Diameter	5 ft. [1.53m]	10 ft. [3m]	15 ft. [4.6m]		Beam Diameter	7.1 ft. [2.2m]	14.2 ft. [4.3m]	4.3 ft. [1.3m]
	Footcandles [Lux]	760 fc [8175 lx]	190 fc [2044 lx]	84 fc [908 lx]		Footcandles [Lux]	604 fc [6507 lx]	151 fc [1627 lx]	67 fc [723 lx]		Footcandles [Lux]	167 fc [1792 lx]	42 fc [488 lx]	18fc [199 lx]
	Field Diameter	6.3 ft. [1.9m]	12.5 ft. [3.8m]	18.8 ft. [5.7m]		Field Diameter	6.7 ft. [2.0m]	13.4 ft. [4.1m]	20.2 ft. [6.1m]		Field Diameter	9.3 ft. [2.8m]	18.7 ft. [5.7m]	7.5 ft. [2.2 m]

INCA 12				INCA 9				INCA 6						
Distance	5 ft. [1.5m]	10 ft. [3.0m]	15 ft. [4.6m]	Distance	5 ft. [1.5m]	10 ft. [3.0m]	15 ft. [4.6m]	Distance	5 ft. [1.5m]	10 ft. [3.0m]	15 ft. [4.6m]			
SPOT BEAM ANGLE = 15°				SPOT BEAM ANGLE = 14°				SPOT BEAM ANGLE = 15°						
	Beam Diameter	1.3 ft. [0.4m]	2.6 ft. [0.8m]	3.9 ft. [1.2m]		Beam Diameter	1.2 ft. [0.4m]	2.4 ft. [0.74m]	3.7 ft. [1.1m]		Beam Diameter	1.3 ft. [0.4m]	2.6 ft. [0.8m]	3.9 ft. [1.2m]
	Footcandles [Lux]	4297 fc [46255 lx]	1074 fc [11564 lx]	478 fc [5139 lx]		Footcandles [Lux]	2640 fc [28416 lx]	660 fc [7104 lx]	293 fc [3157 lx]		Footcandles [Lux]	675 fc [7260 lx]	169 fc [1815 lx]	75 fc [807 lx]
	Field Diameter	2.0 ft. [0.6m]	3.9 ft. [1.2m]	5.9 ft. [1.8m]		Field Diameter	2.2 ft. [0.7m]	4.4 ft. [1.3m]	6.5 ft. [2.0m]		Field Diameter	2.1 ft. [0.7m]	4.3 ft. [1.3m]	6.4 ft. [2.0m]
FLOOD BEAM ANGLE = 54°				FLOOD BEAM ANGLE = 53°				FLOOD BEAM ANGLE = 67°						
	Beam Diameter	5.1 ft. [1.6m]	10.2 ft. [3.1m]	15.4 ft. [4.7m]		Beam Diameter	4.9 ft. [1.5m]	9.9 ft. [3.0m]	14.8 ft. [4.5m]		Beam Diameter	6.6 ft. [2.0m]	13.3 ft. [4.1m]	19.9 ft. [6.1m]
	Footcandles [Lux]	628 fc [6764 lx]	157 fc [1691 lx]	70 fc [752 lx]		Footcandles [Lux]	492 fc [5295 lx]	123 fc [1324 lx]	55 fc [588 lx]		Footcandles [Lux]	76 fc [816 lx]	19 fc [204 lx]	8 fc [91 lx]
	Field Diameter	6.2 ft. [1.9m]	12.5 ft. [3.8m]	18.7 ft. [5.7m]		Field Diameter	6.7 ft. [2.0m]	13.3 ft. [4.0m]	20 ft. [6.1m]		Field Diameter	8.2 ft. [2.5m]	16.5 ft. [5.0m]	24.7 ft. [7.5m]

All specifications subject to change without notice.

FRESNEL SERIES

FRESNEL SERIES

ON-CAMERA SERIES

SOLA 4			
Distance	5 ft. [1.5m]	10 ft. [3.0m]	15 ft. [4.6m]
SPOT BEAM ANGLE = 13°			
Beam Diameter	1.2 ft. [0.36m]	2.3 ft. [0.7m]	3.5 ft. [1.1m]
Footcandles [Lux]	506 fc [5448 lx]	127 fc [1362 lx]	56 fc [605 lx]
Field Diameter	2.0 ft. [0.6m]	4.0 ft. [1.2m]	6.0 ft. [1.8m]
FLOOD BEAM ANGLE = 72°			
Beam Diameter	7.2 ft. [2.2m]	14.4 ft. [4.4m]	21.6 ft. [6.6m]
Footcandles [Lux]	38 fc [409 lx]	10 fc [102 lx]	4 fc [45 lx]
Field Diameter	9.0 ft. [2.7m]	18 ft. [5.5m]	27 ft. [8.2m]

INCA 4			
Distance	5 ft. [1.5m]	10 ft. [3.0m]	15 ft. [4.6m]
SPOT BEAM ANGLE = 13°			
Beam Diameter	1.1 ft. [0.3m]	2.2 ft. [0.7m]	3.3 ft. [1.0m]
Footcandles [Lux]	523 fc [5632 lx]	131 fc [1408 lx]	58 fc [626 lx]
Field Diameter	1.9 ft. [0.6m]	3.8 ft. [1.2m]	5.7 ft. [1.7m]
FLOOD BEAM ANGLE = 67°			
Beam Diameter	6.6 ft. [2.0m]	13.2 ft. [4.0m]	19.8 ft. [6.0m]
Footcandles [Lux]	50.2 fc [541 lx]	13 fc [135 lx]	6 fc [60 lx]
Field Diameter	8.0 ft. [2.4m]	15.9 ft. [4.9m]	23.9 ft. [7.3m]

SOLA ENG			
Distance	3 ft. [0.9m]	6 ft. [1.8m]	9 ft. [2.7m]
SPOT BEAM ANGLE = 15°			
Beam Diameter	0.8 ft. [0.2m]	1.6 ft. [0.5m]	2.4 ft. [0.7m]
Footcandles [Lux]	645 fc [6939 lx]	161 fc [1735 lx]	72 fc [771 lx]
Field Diameter	1.4 ft. [0.4m]	2.7 ft. [0.8m]	4.1 ft. [1.2m]
FLOOD BEAM ANGLE = 50°			
Beam Diameter	2.8 ft. [0.8m]	5.6 ft. [1.7m]	8.3 ft. [2.5m]
Footcandles [Lux]	137 fc [1473 lx]	34 fc [368 lx]	15 fc [164 lx]
Field Diameter	3.4 ft. [1.0m]	6.8 ft. [2.1m]	10.2 ft. [3.1m]

CALIBER			
Distance	3 ft. [0.9m]	6 ft. [1.8m]	9 ft. [2.7m]
SPOT BEAM ANGLE = 15°			
Beam Diameter	0.8 ft. [0.2m]	1.6 ft. [0.5m]	2.4 ft. [0.7m]
Footcandles [Lux]	779 fc [8389 lx]	195 fc [2097 lx]	87 fc [932 lx]
Field Diameter	1.3 ft. [0.4m]	2.6 ft. [0.8m]	4 ft. [1.2m]
FLOOD BEAM ANGLE = 73°			
Beam Diameter	4.4 ft. [1.4m]	8.9 ft. [2.7m]	13.3 ft. [4.1m]
Footcandles [Lux]	88 fc [901 lx]	21 fc [225 lx]	9 fc [100 lx]
Field Diameter	6.3 ft. [1.9m]	12.5 ft. [3.8m]	18.7 ft. [5.7m]

Fixture	LED Angle	3 ft. / 0.9m		6 ft. / 1.8m		9 ft. / 2.7m	
Brick Bi-Color at 100% Daylight	Spot	272 fc	2929 lx	68 fc	732 lux	30 fc	325 lux
Brick Bi-Color at 100% Tungsten		225 fc	2423 lx	56 fc	606 lux	25 fc	269 lux

Fixture	LED Angle	3.3 ft. / 1 m	
Croma 2 at 100% Daylight	Flood	75 fc	810 lux
Croma 2 at 100% Tungsten		65 fc	700 lx
MicroPro 2	Flood	85 fc	910 lx
Spectra 2	Flood	51 fc	550 lx

PANEL SERIES

Fixture	LED Angle	5 ft. / 1.5m		10 ft. / 3m		15 ft. / 4.6m	
Astra 1x1 Bi-Color at 100% Daylight	Flood	425 fc	4577 lx	106 fc	1144 lx	47 fc	509 lx
Astra 1x1 Bi-Color at 100% Tungsten		349 fc	3758 lx	87 fc	940 lx	39 fc	418 lx
Astra 1x1 Daylight	Flood	1236 fc	13303 lx	135 fc	1449 lx	60 fc	644 lx
Astra 1x1 Tungsten	Flood	399 fc	4300 lx	100 fc	1075 lx	44.4 fc	478 lx
Astra 1x1 EP Bi-Color 100% Daylight	Flood	291 fc	3132 lx	73 fc	783 lx	32 fc	348 lx
Astra 1x1 Bi-Color at 100% Tungsten		223 fc	2395 lx	56 fc	599 lx	25 fc	266 lx
Astra 1x1 EP Daylight	Flood	319 fc	3435 lx	80 fc	859 lx	36 fc	382 lx
Astra 1x1 E Bi-Color 100% Daylight	Flood	155 fc	1665 lx	39 fc	416 lx	17 fc	185 lx
Astra 1x1 E Bi-Color 100% Tungsten		118 fc	1274 lx	30 fc	318 lx	13 fc	142 lx
Astra 1x1 E Daylight	Flood	362 fc	3893 lx	39 fc	424 lx	18 fc	188 lx
Astra 1x1 Soft Bi-Color At 100% Daylight	Flood	97 fc	1042 lx	24 fc	260 lx	11 fc	116 lx
Astra 1x1 Soft Bi-Color At 100% Tungsten	Flood	70 fc	756 lx	18 fc	189 lx	8 fc	84 lx
Hilio D12	Spot	3008 fc	32381 lx	752 fc	8095 lx	334 fc	3598 lx
Hilio T12	Spot	2935 fc	31592 lx	734 fc	7898 lx	326 fc	3510 lx

Fixture	LED Angle	3.3 ft. / 1m	
Lykos Bi-Color 100% Daylight	Flood	138 fc	1500 lx
Lykos Bi-Color 100% Tungsten		121 fc	1300 lx
Lykos Daylight	Flood	149 fc	1600 lx

All specifications subject to change without notice

SPECIFICATIONS

Product	Fixture Type	Beam	Color Balance	Dimensions	Weight	Power Draw	Comparative Luminance Output (T-Tungsten/H-HMI)	Power Requirement	Stand connection	DMX 512	LED Type	Anton/Bauer® Battery Run Time		
												Digital/ Cine 90	Digital/ Cine 150	Digital/ Cine 190
Sola 12	Fresnel	54°-15°	Daylight	14.25"x18.75"x15" (36.2cmx47.6cmx38.1cm)	35 lbs. (15.85kg)	346 Watts	2K	100-240VAC	Yoke & Jr Pin	Integrated RJ45	Surface Mount	n/a	n/a	n/a
Sola 9	Fresnel	53°-14°	Daylight	12.5"x16.25"x19" (31.75cmx41.28cmx48.26cm)	16.6 lbs. (7.53kg)	190 Watts	1K T	48VDC 100-240VAC	Yoke & Jr Pin	Integrated RJ45	Surface Mount	n/a	n/a	n/a
Sola 6C	Fresnel	71°-16°	Daylight	11"x10"x15" (28cmx25cmx38cm)	9.1 lbs. (4.13kg)	104 Watts	200 Watts H	14-28VDC 100-240VAC	TVMP/Jr Pin	Integrated RJ45	Surface Mount	<1hr	1 hr 30 min	< 2 hrs
Sola 4	Fresnel	72°-13°	Daylight	8"x7"x11" (21cmx18cmx28cm)	3.6 lbs. (1.63kg)	39 Watts	125 Watts H	14-28VDC 100-240VAC	Yoke & TVMP	Integrated RJ45	Surface Mount	>2 hrs	<4 hrs	<5 hrs
Sola ENG	Fresnel / On-Camera	50°-15°	Daylight	4"x4"x5" (10cmx10cmx13cm)	0.9 lbs. (0.43kg)	30 Watts	100 Watts H	10-20VDC 100-240VAC	1/4-20 / TVMP Via Ball Head	n/a	Surface Mount	3 hrs	5 hrs	>6 hrs
Caliber	Fresnel	15°-73°	Daylight	9.6"x3"x3" (24.4cmx7.6cmx7.6cm)	1.3 lbs (0.59 kg)	17 Watts	150 Watts T	6-12VDC 120-240VAC	1/4-20	n/a	Surface Mount	n/a	n/a	n/a
Inca 12	Fresnel	54°-15°	Tungsten	14.25"x18.75"x15" (36.2cmx47.6cmx38.1cm)	35 lbs. (15.85kg)	346 Watts	2K T	100-240VAC	Yoke & Jr Pin	Integrated RJ45	Surface Mount	n/a	n/a	n/a
Inca 9	Fresnel	53°-14°	Tungsten	12.5"x16.25"x19" (31.75cmx41.28cmx48.26cm)	16.6 lbs. (7.53kg)	190 Watts	1K T	48VDC 100-240VAC	Yoke & Jr Pin	Integrated RJ45	Surface Mount	n/a	n/a	n/a
Inca 6	Fresnel	67°-15°	Tungsten	11"x10"x15" (28cmx25cmx38cm)	9.1 lbs. (4.13kg)	104 Watts	650 T	14-28VDC 100-240VAC	TVMP/Jr Pin	Integrated RJ45	Surface Mount	<1 hr	1 hr 30 min	<2 hrs
Inca 4	Fresnel	67°-13°	Tungsten	8"x7"x11" (21cmx18cmx28cm)	3.6 lbs. (1.63kg)	39 Watts	250 Watts T	14-28VDC 100-240VAC	Yoke & TVMP	Integrated RJ45	Surface Mount	>2 hrs	<4 hrs	<5 hrs
Hilio D12	High Output Panel	18°	Daylight	10"x14"x3" (25.4cmx35.6cmx7.6cm)	13 lbs. (5.9kg)	346 Watts	575 Watts H	48VDC 100-240VAC	Yoke & Jr Pin	Integrated RJ45	Surface Mount	n/a	n/a	n/a
Hilio T12	High Output Panel	18°	Tungsten	10"x14"x3" (25.4cmx35.6cmx7.6cm)	13 lbs. (5.9kg)	346 Watts	575 Watts H	48VDC 100-240VAC	Yoke & Jr Pin	Integrated RJ45	Surface Mount	n/a	n/a	n/a

Changes in product specification - We reserve the right to alter specifications or change materials where absolutely necessary. All sizes or images shown throughout this brochure are approximate and colors shown are as accurate as modern reproduction methods will allow. No liability can be accepted for any variation.

Product	Fixture Type	Beam	Color Balance	Dimensions	Weight	Power Draw	Comparative Luminance Output (T-Tungsten/H-HMI)	Power Requirement	Stand connection	DMX 512	LED Type	Anton/Bauer® Battery Run Time		
												Digital/ Cine 90	Digital/ Cine 150	Digital/ Cine 190
Lykos Bi-Color	Panel	50°	Daylight to Tungsten	10.2" x 6" x 1.65" (260mm x 152mm x 42mm)	1 lbs. (0.5kg)	23 Watts	400W T	5-12VDC (4 AA Batteries) 100-240VAC (Via Optional Adapter)	1/4-20	Bluetooth	Surface Mount	<4 hrs	6.5 hrs	>8 hrs
Lykos Daylight	Panel	50°	Daylight	10.2" x 6" x 1.65" (260mm x 152mm x 42mm)	1 lbs. (0.5kg)	23 Watts	400W T	5-12VDC (6 AA Batteries) 100-240VAC (Via Optional Adapter)	1/4-20	Bluetooth	Surface Mount	<4 hrs	6.5 hrs	>8 hrs
Croma 2	On-Camera	50°	Daylight to Tungsten	6.7" x 4.3" x 1.8" (108mm x 170mm x 44mm)	0.67 lbs. (0.3kg)	14 Watts	75 Watts T	6-20VDC (6 AA Batteries) 100-240VAC	1/4-20	n/a	Surface Mount	6.4 hrs	10.7 hrs	13.6 hrs
Spectra 2	On-Camera	45°	Daylight	6" x 3.7" x 1.7" (153mm x 93mm x 45mm)	0.75 lbs. (0.3kg)	8 Watts	40 Watts H	6-20VDC (6 AA Batteries) 100-240VAC (Via Optional Adapter)	1/4-20	n/a	Surface Mount	>11 hrs	15 hrs	18.8 hrs
MicroPro2	On-Camera	50°	Daylight	6.7" x 4.3" x 1.8" (108mm x 170mm x 44mm)	.64lbs (.29kg)	14 Watts	50W T	6-20VDC (6 AA Batteries) 100-240VAC	1/4-20	n/a	Surface Mount	6.4 hrs	8.5 hrs	13.6 hrs
Brick Bi-Color	On-Camera	36°	Daylight to Tungsten	8" x 2.4" x 2.8" (20cm x 6.1cm x 7.1cm)	1.5 lbs. (0.68kg)	19 Watts	100 Watts T	10-20VDC 100-240VAC	1/4-20 / TVMP Via Ball Head	n/a	Surface Mount	<5 hrs	<8 hrs	10 hrs
ASTRA 1x1 Daylight	1x1 Panel	45°	Daylight	size 17.7" x 16.3" x 5.3" (45 x 41.3 x 13.4cm)	7 lbs. (3.2kg)	110 Watts	575W HMI Softlight	10-30VDC (12V NiMH Battery) 100-240VAC	1/4-20 Yoke & TVMP	Optional RJ45, 5-Pin XLR, Bluetooth	Surface Mount	<1 hr	>1 hr	<2 hrs
ASTRA 1x1 Soft Bi-Color	1x1 Panel	93°	Daylight to Tungsten	size 18.5" x 16.3" x 5.3" (46.9 x 41.3 x 13.5cm)	7.6 lbs. (3.4kg)	110 Watts	750W Tungsten Softlight	13-24VDC 100-240VAC	1/4-20 Yoke & TVMP	Optional RJ45, 5Pin XLR Blue-tooth	Surface Mount	<1hr	>1hr	<2hr
ASTRA 1x1 Tungsten	1x1 Panel	45°	Tungsten	size 17.7" x 16.3" x 5.3" (45 x 41.3 x 13.5cm)	7 lbs. (3.2kg)	110 Watts	2kW Tungsten Softlight	13-24VDC (12V NiMH Battery) 100-240VAC	1/4-20 Yoke & TVMP	Optional RJ45, 5-Pin XLR, Bluetooth	Surface Mount	<1 hr	>1 hr	<2 hrs
ASTRA 1x1 Bi-Color	1x1 Panel	45°	Daylight to Tungsten	size 17.7" x 16.3" x 5.3" (45 x 41.3 x 13.5cm)	7 lbs. (3.2kg)	110 Watts	575 Watts HMI 2kW Tungsten	13-24VDC (12V NiMH Battery) 100-240VAC	1/4-20 Yoke & TVMP	Optional RJ45, 5-Pin XLR, Bluetooth	Surface Mount	<1 hr	>1 hr	<2 hrs
ASTRA 1x1 EP Daylight	1x1 Panel	45°	Daylight	size 17.7" x 16.3" x 5.3" (45 x 41.3 x 13.5cm)	7 lbs. (3.2kg)	55 Watts	300W HMI	10-30VDC (12V NiMH Battery) 100-240VAC	1/4-20 Yoke & TVMP	Optional RJ45, 5-Pin XLR, Bluetooth	Surface Mount	1.5 hrs	2.5 hrs	>3 hrs
ASTRA 1x1 EP Bi-Color	1x1 Panel	45°	Daylight to Tungsten	size 17.7" x 16.3" x 5.3" (45 x 41.3 x 13.5cm)	7 lbs. (3.2kg)	55 Watts	300 Watts HMI 1kW Tungsten	13-24VDC 100-240VAC	1/4-20 Yoke & TVMP	Optional RJ45, 5-Pin XLR, Bluetooth	Surface Mount	1.5 hrs	2.5 hrs	>3 hrs
ASTRA 1x1 E Daylight	1x1 Panel	45°	Daylight	size 17.7" x 16.3" x 5.3" (45 x 41.3 x 13.5cm)	7 lbs. (3.2kg)	30 Watts	200 Watts HMI	13-24VDC 100-240VAC	1/4-20 Yoke & TVMP	Optional RJ45, 5-Pin XLR, Bluetooth	Surface Mount	>3 hrs	5.5 hrs	7 hrs
ASTRA 1x1 E Bi-Color	1x1 Panel	45°	Daylight to Tungsten	size 17.7" x 16.3" x 5.3" (45 x 41.3 x 13.5cm)	7 lbs. (3.2kg)	30 Watts	200 Watts H 500 Watts T	13-24VDC 100-240VAC	1/4-20 Yoke & TVMP	Optional RJ45, 5-Pin XLR, Bluetooth	Surface Mount	>3 hrs	5.5 hrs	7 hrs



Americas / Vitec Videocom Inc
14 Progress Drive
Shelton, CT 06484
United States
+1 203-929-1100
salesupport_USA@vitecgroup.com

EMEA & Asia / Vitec Videocom GmbH
Parking 29
85748 Garching, Germany
+49 (0) 89 32158-200
salesupport_EMEA@vitecgroup.com
salesupport_ASIA@vitecgroup.com

Japan / Vitec Videocom KK
Shibakoen 3-chome Bldg. 1F
3-1-38 Shibakoen Minato-ku
Tokyo 105-0011, Japan
+81 (0)3 5777 8040
salesupport_Japan@vitecgroup.com



©2016 The Vitec Group plc © Litepanels are registered trademarks of The Vitec Group plc or an affiliate thereof in one or more, but not all, countries.

www.litepanels.com